


# Model No. 1012 Triplex Plunger Pump



## SPECIFICALLY DESIGNED FOR HIGH-PRESSURE PUMPING APPLICATIONS.

The NLB 1012 power pump is an advanced design triplex pump with exceptional flexibility and versatility to efficiently meet the requirements of a wide range of pumping services. The unit features a simple, rugged design to meet the heavy-duty requirements of continuous operation and to minimize maintenance.

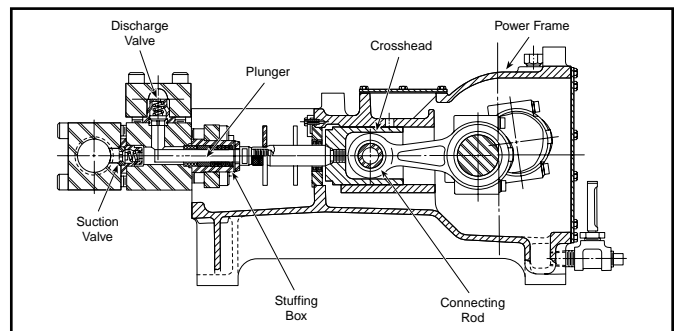
## FLUID END DESIGNED TO RESIST HIGH PRESSURE AND HYDRAULIC SHOCK.

- Fluid cylinder machined from solid stainless steel block with drilled passages to minimize turbulence. Design features minimum volumetric clearance and stress, with maximum shock and pressure resistance.
- Rugged wing guided, hardened stainless steel valves. Beveled, hardened stainless steel seats are reversible, doubling the life of each valve. Both suction and discharge valves are interchangeable, eliminating the need to stock two different valves and components.
- Stuffing boxes are easily removed for repacking and plunger inspection, and allow for a wide range of plunger diameters.

- Packing assemblies are spring-loaded and self-adjusting for uniform pressure and tamper resistance.
- Connections for plunger lubrication at atmospheric pressure.
- Colmonoy®-coated plungers.

## PROVEN, HEAVY-DUTY INDUSTRIAL POWER FRAME.

- Horizontal configuration provides easy access and low center of gravity.
- Massive, cast-iron housing with Sure-Scoop gravity lubrication and large oil reservoir.
- Steel crankshaft mounted in tapered roller bearings. Symmetrical design permits easy conversion to opposite-hand drive.
- Marine-type connecting rods with split, babbitted rod bearings and sleeve-type bronze wrist bearings. All under compressive loading only.
- Large-diameter cylinder crossheads operating in full circular guides, fitted with hardened wrist pins.
- Ground crosshead stub shafts with dual lipped seals to keep water and dust out of crankcase.
- High mechanical efficiency.
- Plunger cover for cleanliness and operator protection.

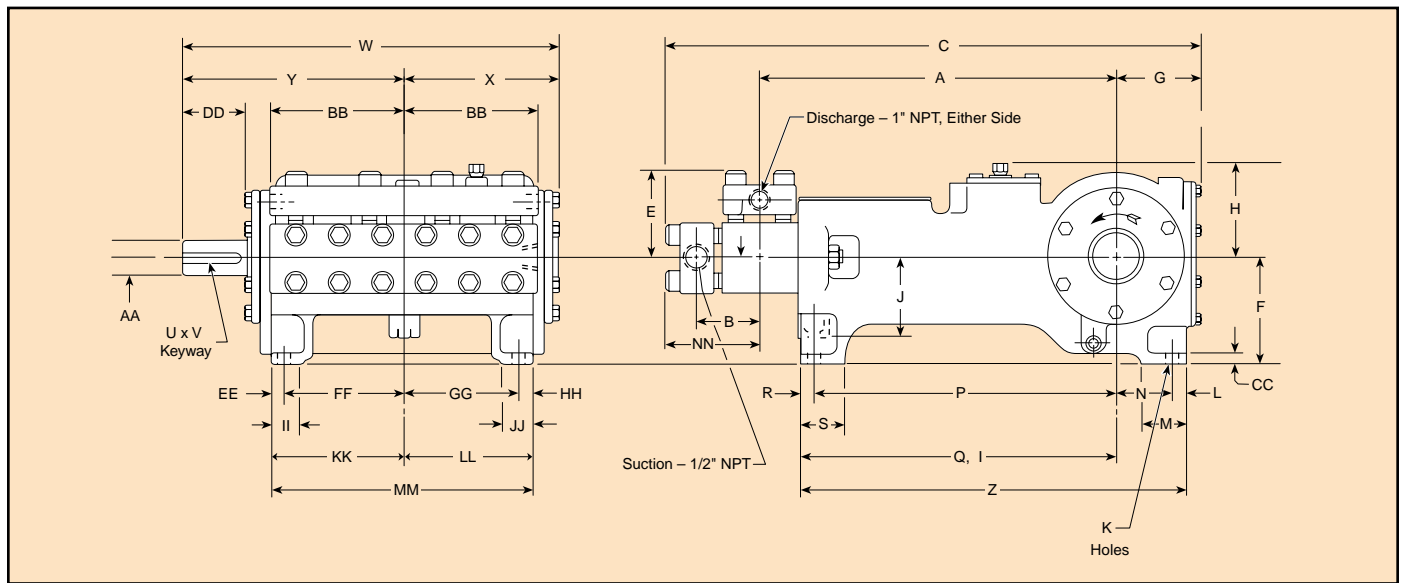


Colmonoy® is a registered trademark of Wall Colmonoy Corporation.

# PUMP DISPLACEMENT — GPM (LPM)

	PLUNGER DIA.		PUMP RPM										MAX. PRESSURE	
			100		200		300		400		500			
	IN	MM	GPM	LPM	GPM	LPM	GPM	LPM	GPM	LPM	GPM	LPM	PSI	BAR
A-CYLINDER	7/8	22.2	2.3	8.7	4.7	17.8	7.0	26.5	9.4	35.6	12.0	45.4	13,000	900
	1	25.4	3.0	11.4	6.1	23.1	9.2	34.8	12.2	46.2	16.0	60.6	10,000	700
	1-1/8	28.6	3.9	14.8	7.7	29.1	11.6	43.9	15.5	58.7	20.0	75.7	8,000	550
	1-1/4	31.8	4.8	18.2	9.6	36.3	14.4	54.5	19.2	72.7	25.0	94.6	6,000	420
B-CYLINDER	1-3/8	34.9	5.8	22.0	11.6	43.9	17.3	65.5	23.1	87.4	30.0	113.6	5,000	350
	1-1/2	38.1	6.9	26.1	13.8	52.2	20.7	78.4	27.6	104.5	35.8	135.5	4,000	280
	1-5/8	41.3	8.1	30.7	16.1	60.9	24.2	91.6	32.2	121.9	41.9	158.6	3,500	245
	1-3/4	44.5	9.4	35.6	18.7	70.8	28.1	106.4	37.4	141.6	48.6	184.0	3,000	210

Actual pump capacity is approximately 92% of the displacement.  
 Horsepower can be computed by using the formula:  $BHP = \frac{GPM \times PSI}{1715}$



	A	B	C	D	E	F	G	H	I	J	K	L	M	N	O	P	Q	R	S	T
IN	24-1/8	4-1/8	36	4	6	7-3/4	5-5/8	7-5/16	21-1/4	4-5/16	13/16	7/8	3	3-7/8	4-3/4	20-3/8	21-1/4	7/8	3	1/2
MM	612.78	104.78	914.4	101.6	152.4	196.9	142.9	185.8	539.8	109.5	20.6	22.2	76.2	98.4	120.7	517.5	539.8	22.2	76.2	12.7
	U	V	W	X	Y	Z	AA	BB	CC	DD	EE	FF	GG	HH	II	JJ	KK	LL	MM	NN
IN	5/8	5/16	25-1/2	10-5/8	14-7/8	26	2-1/2	9	3/4	4-3/8	7/8	7-7/8	7-7/8	7/8	2	2	8-3/4	8-3/4	17-1/2	6-1/8
MM	15.9	7.9	647.7	269.9	377.8	660.4	63.5	228.6	19.0	111.1	22.2	200.0	200.0	22.2	50.8	50.8	222.3	222.3	444.5	155.6

Specifications are subject to change without notice.

## The Leader in High-Pressure Water Jet Technology



**HEADQUARTERS**  
 29830 Beck Road  
 Wixom, MI 48393-2824  
 (248) 624-5555  
 Fax: (248) 624-0908  
 e-mail: nlbmktg@nlbusa.com  
 website: www.nlbcorp.com

**REGIONAL OFFICES**  
 159 Harmony Road  
 Mickleton, NJ 08056  
 (856) 423-2211  
 Fax: (856) 423-0997

201 S. 16th  
 La Porte, TX 77571  
 (281) 471-7761  
 Fax: (281) 471-8738

14302 Highway 44 N.  
 Gonzales, LA 70737  
 (225) 622-1666  
 Fax: (225) 622-7366